



# **District Achievement Results 2016–17**

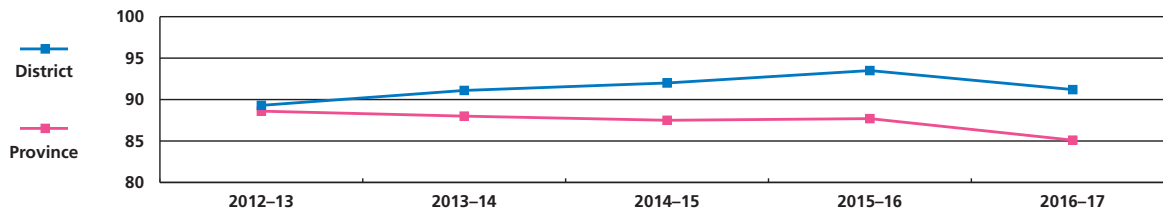
FRENCH

LANGUAGE ARTS

# FRENCH LANGUAGE ARTS – GRADE 6

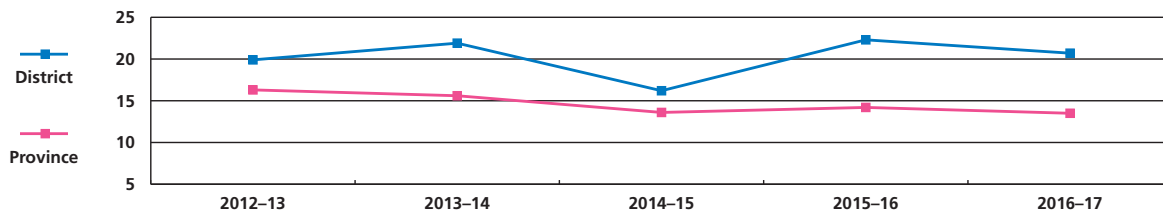
**Grade 6 French Language Arts – percentage of students meeting acceptable standard**

Year	2012–13	2013–14	2014–15	2015–16	2016–17
<b>District</b>	89.3	91.1	92.0	93.5	<b>91.2</b>
<b>Province</b>	88.6	88.0	87.5	87.7	<b>85.1</b>



**Grade 6 French Language Arts – percentage of students meeting standard of excellence**

Year	2012–13	2013–14	2014–15	2015–16	2016–17
<b>District</b>	19.9	21.9	16.2	22.3	<b>20.7</b>
<b>Province</b>	16.3	15.6	13.6	14.2	<b>13.5</b>



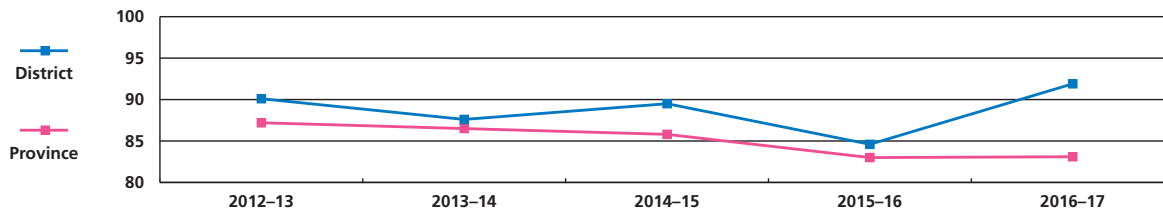
**Note:** Students writing core achievement tests in French are included in data.

\* Cohort Reporting takes into account all students registered at each grade level, not just students who wrote the tests.

# FRENCH LANGUAGE ARTS – GRADE 9

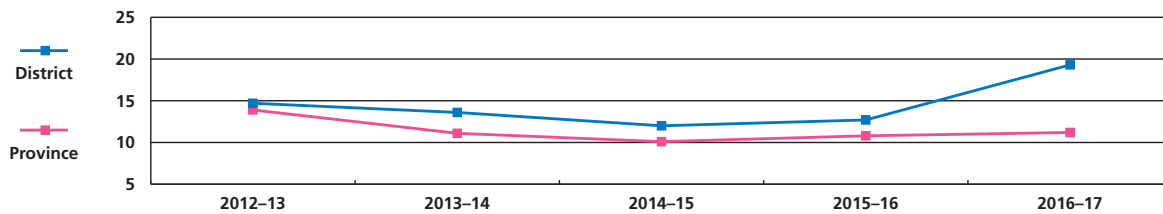
Grade 9 French Language Arts – percentage of students meeting acceptable standard

Year	2012–13	2013–14	2014–15	2015–16	2016–17
District	90.1	87.6	89.5	84.6	91.9
Province	87.2	86.5	85.8	83.0	83.1



Grade 9 French Language Arts – percentage of students meeting standard of excellence

Year	2012–13	2013–14	2014–15	2015–16	2016–17
District	14.7	13.6	12.0	12.7	19.3
Province	13.9	11.1	10.1	10.8	11.2



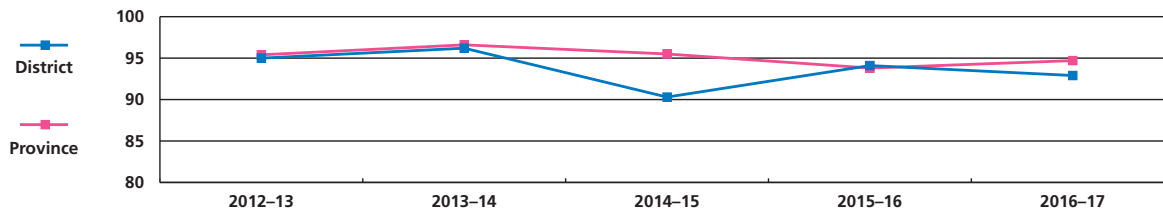
**Note:** Students writing core achievement tests in French are included in data.

\* Cohort Reporting takes into account all students registered at each grade level, not just students who wrote the tests.

# FRENCH LANGUAGE ARTS 30-1

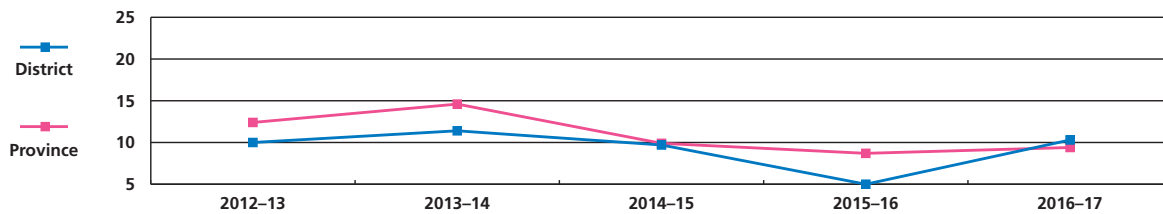
**French Language Arts 30-1** – percentage of students meeting acceptable standard

Year	2012–13	2013–14	2014–15	2015–16	2016–17
District	95.0	96.2	90.3	94.1	92.9
Province	95.4	96.6	95.5	93.8	94.7



**French Language Arts 30-1** – percentage of students meeting standard of excellence

Year	2012–13	2013–14	2014–15	2015–16	2016–17
District	10.0	11.4	9.7	5.0	10.3
Province	12.4	14.6	9.9	8.7	9.4



**Note:** Students writing core achievement tests in French are included in data.

\* Cohort Reporting takes into account all students registered at each grade level, not just students who wrote the tests.