



District Achievement Results 2017–18

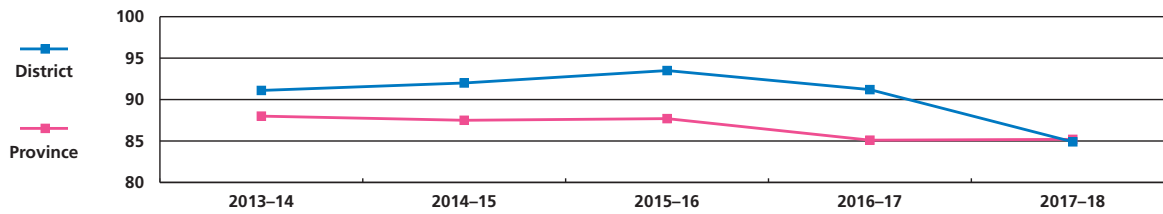
FRENCH

LANGUAGE ARTS

FRENCH LANGUAGE ARTS – GRADE 6

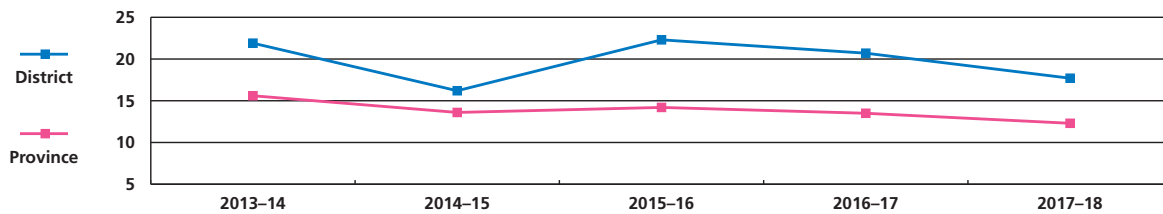
Grade 6 French Language Arts – percentage of students meeting acceptable standard

| Year | 2013–14 | 2014–15 | 2015–16 | 2016–17 | 2017–18 |
|----------|---------|---------|---------|---------|---------|
| District | 91.1 | 92.0 | 93.5 | 91.2 | 84.9 |
| Province | 88.0 | 87.5 | 87.7 | 85.1 | 85.2 |



Grade 6 French Language Arts – percentage of students meeting standard of excellence

| Year | 2013–14 | 2014–15 | 2015–16 | 2016–17 | 2017–18 |
|----------|---------|---------|---------|---------|---------|
| District | 21.9 | 16.2 | 22.3 | 20.7 | 17.7 |
| Province | 15.6 | 13.6 | 14.2 | 13.5 | 12.3 |



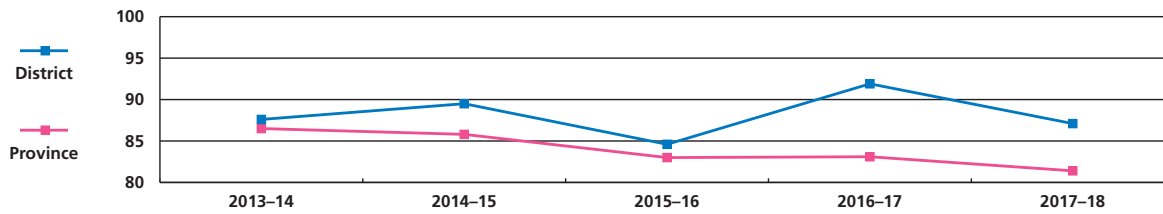
Note: Students writing core achievement tests in French are included in data.

* Cohort Reporting takes into account all students registered at each grade level, not just students who wrote the tests.

FRENCH LANGUAGE ARTS – GRADE 9

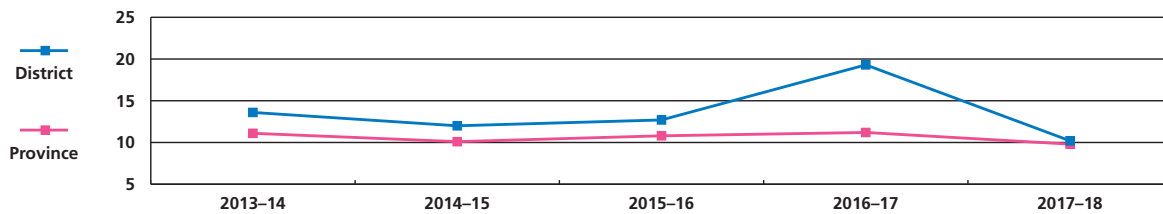
Grade 9 French Language Arts – percentage of students meeting acceptable standard

| Year | 2013–14 | 2014–15 | 2015–16 | 2016–17 | 2017–18 |
|----------|---------|---------|---------|---------|---------|
| District | 87.6 | 89.5 | 84.6 | 91.9 | 87.1 |
| Province | 86.5 | 85.8 | 83.0 | 83.1 | 81.4 |



Grade 9 French Language Arts – percentage of students meeting standard of excellence

| Year | 2013–14 | 2014–15 | 2015–16 | 2016–17 | 2017–18 |
|----------|---------|---------|---------|---------|---------|
| District | 13.6 | 12.0 | 12.7 | 19.3 | 10.2 |
| Province | 11.1 | 10.1 | 10.8 | 11.2 | 9.8 |



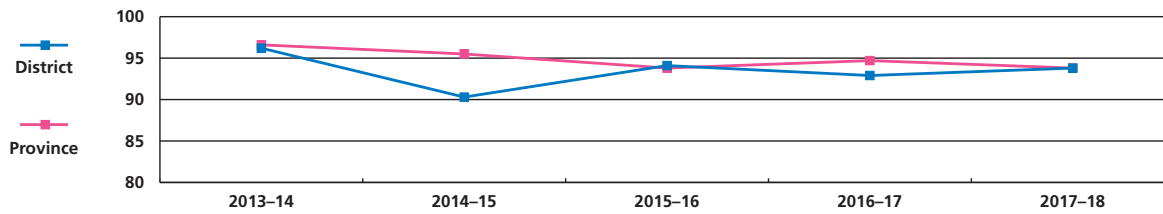
Note: Students writing core achievement tests in French are included in data.

* Cohort Reporting takes into account all students registered at each grade level, not just students who wrote the tests.

FRENCH LANGUAGE ARTS 30-1

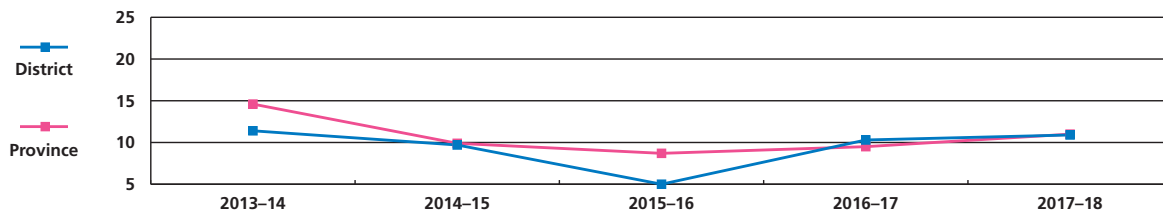
French Language Arts 30-1 – percentage of students meeting acceptable standard

| Year | 2013–14 | 2014–15 | 2015–16 | 2016–17 | 2017–18 |
|----------|---------|---------|---------|---------|---------|
| District | 96.2 | 90.3 | 94.1 | 92.9 | 93.8 |
| Province | 96.6 | 95.5 | 93.8 | 94.7 | 93.8 |



French Language Arts 30-1 – percentage of students meeting standard of excellence

| Year | 2013–14 | 2014–15 | 2015–16 | 2016–17 | 2017–18 |
|----------|---------|---------|---------|---------|---------|
| District | 11.4 | 9.7 | 5.0 | 10.3 | 10.9 |
| Province | 14.6 | 9.9 | 8.7 | 9.5 | 11.0 |



Note: Students writing core achievement tests in French are included in data.

* Cohort Reporting takes into account all students registered at each grade level, not just students who wrote the tests.