

ANNUAL EDUCATION RESULTS REPORT SUMMARY

2017–18 School Year



Edmonton Public Schools’ District Strategic Plan identifies goals for our three priorities that respond to students’ needs and community expectations, while also laying a strong foundation for ongoing student educational achievement and organizational success.

Read more at: epsb.ca/ourdistrict/results/strategicplan

VISION

Transforming the learners of today into the leaders of tomorrow.

MISSION

We inspire student success through high quality learning opportunities, supported by meaningfully engaged students, parents, staff and community.

VALUES

Supporting the Vision, Mission and Priorities are the District’s Cornerstone Values of accountability, collaboration, equity and integrity.

Key Facts

- Number of Schools: **213**
- Student Enrolment: **101,865**
- Total Staff: **9,225.87 FTE**

(September 30, 2018)

Priority 1: Foster growth and success for every student by supporting their journey from early learning through high school completion and beyond.

GOAL ONE: An excellent start to learning

Key Highlights

- 9,194 children participated in Early Childhood Services programs (Kindergarten and Pre-Kindergarten)
- Expanded the pre-Kindergarten program to an additional 10 schools
- Established a partnership with the Multicultural Health Brokers and hired Aboriginal School Family Liaisons to better engage with families around early learning screening and program opportunities

GOAL TWO: Success for every student

Key Highlights

- 72.5 per cent of students in Grades 1 to 7 are reading at or above grade level**
- In the fall, teachers across the District used the Math Intervention Programming Initiative tool (MIPI) to inform numeracy programming and identify students who may benefit from interventions
- Schools continue to explore impactful literacy and numeracy interventions
- On diploma exams, 83.8 per cent of students in Grades 10 to 12 met the acceptable standard, and 27.2 per cent met the standard of excellence*
- The OECD report *Promising Practices in Supporting Success for Indigenous Students* was provided to leaders as a guide to inform teaching and learning practices

GOAL THREE: Success beyond schooling

Key Highlights








- High school completion rates increased and dropout rates decreased over five years*
- The number of students eligible for a Rutherford Scholarship and transitioning to a post-secondary program (including apprenticeship) has been steadily increasing*

*Accountability Pillar 2018 ** District indicators, 2018 ***2018 District Feedback Survey

Accountability Pillar Highlights

Where the District has improved:

- Results for diploma exams at acceptable and excellence standards
- Grade 12 students eligible for a Rutherford Scholarship
- Decreased drop-out rate
- Transition rate to post-secondary

Safe and Caring Schools		Acceptable
Student Learning Opportunities		Excellent
Student Learning Achievement (K-9)		Acceptable
Student Learning Achievement (10-12)		Good
Preparation for Lifelong Learning, World of Work, Citizenship		Acceptable
Parental Involvement		Good
Continuous Improvement		Acceptable



Priority 2: Provide welcoming, high quality learning and working environments.

GOAL ONE: A focus on well-being and student citizenship

Key Highlights

- 89 per cent of teachers, parents and students agree students are safe at school, are treated fairly, and are learning the importance of caring for and respecting others*
- 83.7 per cent of teachers, parents and students are satisfied that students model active citizenship*
- 73.5 per cent of parents think their child can get the support they need at school to support their mental and physical well-being***

GOAL TWO: Quality infrastructure for all

Key Highlights

- Opened 11 new schools in 2017–18
- Developed a shared transportation pilot across 25 yellow bus routes
- 95 District schools received building enhancement project upgrades
- Upgraded technology at 156 schools, including the provision of 3,407 student Chromebooks

GOAL THREE: Building capacity through a culture of collaboration and distributed leadership

Key Highlights

- 84 per cent of staff feel that their professional learning opportunities have contributed to their professional growth***
- 533 District staff participated in Summer Institute learning related to literacy, numeracy and mental health

GOAL FOUR: A culture of excellence and accountability

Key Highlights

- 90.8 per cent of teachers, parents and students are satisfied with the quality of education programming offered by the District*
- A high percentage of families and staff confirm that the District lives its Cornerstone Values***
- 95.7 per cent of staff think the District is a great place to work***

Priority 3: Enhance public education through communication, engagement and partnerships.

GOAL ONE: Parents as partners

Key Highlights

- 4,313 parents completed the District Feedback Survey
- Launched new SchoolZone features to support enhanced communication with families
- Launched SchoolMessenger, an urgent notification system that alerts parents during a major school emergency
- In support of parent councils, the District covered membership to the Alberta School Councils' Association (ASCA) for all schools

GOAL TWO: Supports for the whole child

Key Highlights

- Community partners provide the following types of programs and supports across schools:
 - Enriched and experiential learning opportunities
 - After-school programming
 - Tutoring
 - Mentorships
 - Supports for families
 - Sports and recreation activities
 - Leadership opportunities
 - Cultural experiences
 - Nutrition supports
 - Mental health supports

GOAL THREE: Engaged and effective governance

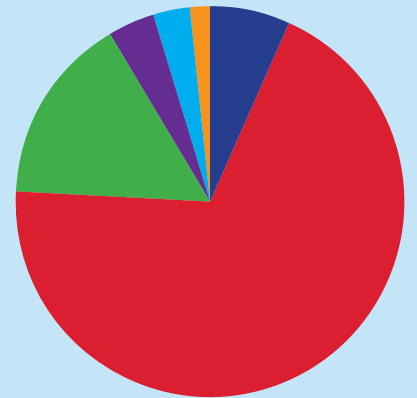
Key Highlights

- Welcomed a new Board of Trustees following the October 2017 municipal election
- The new Board of Trustees engaged stakeholders to help inform the development of the 2018–22 District Strategic Plan
- 93.8 per cent of staff are aware of how their work contributes to the achievement of the goals and outcomes of the District Strategic Plan***

Financial Results Summary for 2017–18

Actual Operating Expenses for the year ended August 31, 2018

(all dollar amounts are expressed in thousands)



	\$	%
Early Childhood Services (ECS)	\$81,725	6.9%
Grades 1-12 Instruction	\$813,120	69.0%
Plant Operations & Maintenance	\$183,327	15.6%
Transportation	\$46,134	3.9%
Board & System Administration	\$37,760	3.2%
External Services	\$17,035	1.4%
Total	\$1,179,759	100%

The provincial roll up of jurisdictions' Audited Financial Statements is provided at: education.alberta.ca/financial-statements/school-jurisdictions

You can find more detailed information about what the District accomplished in 2017–18 in our Annual Education Results Report at epsb.ca/ourdistrict/results/aerr. Detailed financial information is at epsb.ca/ourdistrict/budget.