

DATE: March 20, 2018

TO: Board of Trustees

FROM: Trustee Nathan Ip

SUBJECT: Motion re: Continued Funding for the Early Development Instrument Program and the Early Childhood Coalitions Across Alberta

REFERENCE: [Trustees' Handbook – Section 5.2.2 – Notices of Motion](#)

ISSUE

Notice of motion was served at the March 6, 2018, Board meeting.

BACKGROUND

In 2009, the Government of Alberta, through the Ministries of Health, Education, and Community and Social Services, launched a five-year longitudinal study of the developmental progress by Alberta's children. The purpose of the study was to learn more about socio-economic and environmental factors that may influence children's development in the first five years of life.

The Early Childhood Development Mapping Initiative (ECMAP) was the first population-level study of preschool-aged children to encompass the entire province. Previous pilot studies were limited in size and scope. Using the Early Development Instrument (EDI), a population-based research tool developed by the Offord Centre for Child Studies at McMaster University, school jurisdictions across the province were invited to collect data across the developmental domains of physical health and well-being, social competence, emotional maturity, language and cognitive development, and communication skills and general knowledge.

As community-based research was central to the study, Early Childhood Development Community Coalitions, with cross-sectoral representation across Alberta, were mobilized to help collect and analyze both qualitative and quantitative data.

At the conclusion of the ECMAP initiative in 2014, the province established the EDI Program and committed to conducting the collection of EDI data every three years. Early Childhood Coalitions of Alberta (ECCA) transitioned to a new organizational and funding structure. Annual grants of over two million dollars were provided by the Ministry of Social and Community Services to support the work of ECCA, comprised of approximately 100 coalitions across the province. Presently, there has been no indication by the province that funding support for ECCA or the EDI would continue beyond March 31st of this year.

RATIONALE

Early Childhood Coalitions are essential partners to the success of the EDI program as they foster "community collaboration and partnerships in order to improve the community's capacity to support optimal early childhood development and respond to information about children's development gathered through the collection of EDI data."¹ The Early Development Instrument is a reliable

¹ Early Childhood Coalitions of Alberta Annual Provincial Report for 2016

mechanism with which to evaluate the effectiveness of current strategies and will further inform future policy decisions by government and school jurisdictions. Disruption to funding for coalitions and the EDI program will not only have serious impacts on the existing work conducted by coalitions, but may impact the ability by some jurisdictions to make informed policy decisions.

Scientific studies have shown that the physical, emotional and social development of children aged 0-5 years has a direct impact on their overall development across the lifespan. Ensuring that every student has an excellent start to learning is one of the key goals in the Edmonton Public School Board's District Strategic Plan. This motion re-affirms the Board's commitment to engaging community partners and to taking an evidence-based approach in supporting our youngest learners.

RECOMMENDATION

That the Edmonton Public School Board write a letter to the Government of Alberta in support of continued funding for the Early Development Instrument Program and the Early Childhood Coalitions across Alberta.

OPTIONS

1. Approve the recommendation.
2. Provide feedback and request changes to the recommendation for consideration.

NEXT STEPS

Should the Board of Trustees approve the recommendation, the Board Chair will send a letter to the Minister of Education requesting that funding for the Early Development Instrument Program and the Early Childhood Coalitions across Alberta be maintained.

ATTACHMENTS

ATTACHMENT I	Early Childhood Coalitions of Alberta Annual Provincial Report for 2016
ATTACHMENT II	Edmonton Early Years Coalition, <i>In 2016 The EEYC</i> info-gram
ATTACHMENT III	Edmonton Early Years Coalitions (EEYC): A Brief Overview
ATTACHMENT IV	2018 EDI Survey Summary

NI:km



Early Childhood Coalitions of Alberta Annual Provincial Report for 2016



Contents

Message from FCSSAA Executive Director	3
Coalition Highlights for 2016	4
Background	5
ECCA Theory of Change	6
Overview of the Journey 2016	7
Coalition Membership	8
Coalitions in Action	9
Knowledge Mobilization & Community Engagement	10
Collaborative Planning & Coalition Development	11
Measuring Success – Outputs and Outcomes	12
Outcome A	12
Demographics	13
Outcome B	14
Outcome C	15
Looking Ahead	16
Funded Coalitions by Regions	17

How should I use this Report?

The information in this Report is descriptive. It provides information and statistics about the “who, what, where, when, and how” of the work of the Early Childhood Coalitions of Alberta to improve community capacity to support our young children. The information in this Report can be used as a benchmark to look at further changes over time.



Coalitions are invited to share the report with their community, partners, and stakeholders to support increased understanding of the impact of Coalitions both locally and provincially.

The funding provided by:





Deborah Teed, Executive
Director, FCSSAA



Janice Kraemer
ECD Community Liaison



Sherri Henderson
ECD Community Liaison



Bev Milroy
ECD Community Liaison

Message from FCSSAA Director

What an exciting year of transition and growth for our small team at FCSSAA. We are honoured to be working with the Early Childhood Coalitions to have the opportunity to further and honour their community work and to work closely with the Tri-Ministries, which include the Ministries of Health, Education and Community and Social Services, formerly Human Services.

We would like to thank and acknowledge all those who have devoted their time and energy in leading, guiding and building a strong network of people from all levels in Alberta in such important work.

ECCA is the acronym for Early Childhood Coalitions of Alberta. The desire for a provincial identity was a common theme during conversations when Ministry representatives met with Coalitions across Alberta in the summer of 2015. In response to this feedback, a provincial logo was created to represent the 100 Alberta Early Childhood Coalitions. The provincial identity and ECCA name will be used to elevate public understanding of Coalitions and show the provincial connection that exists between local Early Childhood Coalitions.

Community Liaisons are available to support coalitions with learning the innovative CoLab-Online “ECCA Community Gathering Space” and research platform that stores information reported directly by Coalitions. Liaisons also are responsive to questions, concerns and suggestions brought forward by coalition members and provide coalition updates and trends to the Management team. The ECCA Support Team reviews interim, final reports, grant applications and data collected to ensure coalitions are on the right track, but mostly to learn from coalitions how they are engaging and supporting their unique communities.

We are proud to take part in this provincial program that highlights the importance of the early years and the collective impact communities have on the positive development of children and families.

FCSSAA, the Tri Ministry and the ECCA Support team sincerely thank the coalitions and their stakeholders and partners for their continued commitment and contribution to Early Childhood Coalitions of Alberta.

Warm Regards,

A handwritten signature in black ink, appearing to read 'Deborah Teed'.

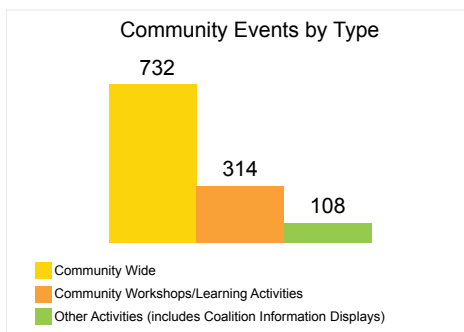
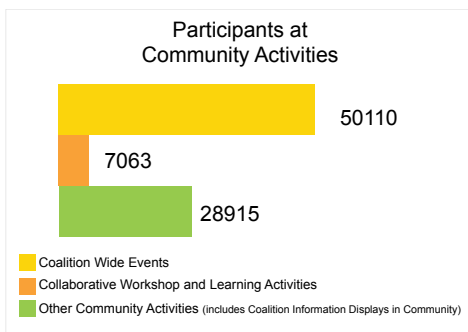
Deborah Teed, MS., CFCS-HDFS
Executive Director, FCSSAA

Coalition Highlights for 2016

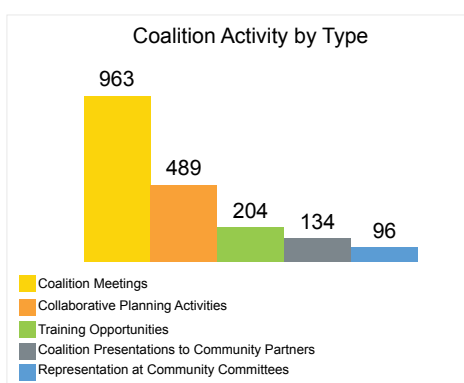
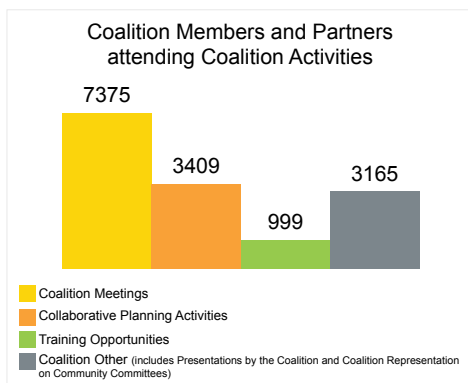
2016 marked the launch of the Alberta EDI Program and the successful transition of Early Childhood Coalitions of Alberta to a new organizational and funding structure under this tri-ministry partnership among Community and Social Services, Education and Health.

During 2016, Coalitions successfully engaged community members and stakeholders in a range of activities intended to build community capacity to support optimal early childhood development.

Coalitions reported that **85,088** Participants attended **1154** Community Activities



Coalitions hosted or attended **1887** Activities for members and partners.



Coalitions have built a strong foundation to continue to engage with and positively impact children, families and communities in 2017.

**Outputs gathered through the online reporting tool, are an indicator for the outcome of Increased community engagement.*

***Note that these figures do not reflect unique participants; a participant may be counted in more than one activity.*

Coalitions demonstrated that participants gained an increased understanding of Early Childhood Development and an increased awareness of ECD supports and resources in their communities.

Coalition members report that they are working well at their local Coalition to improve ECD services and supports through improved communication and increased opportunity for joint planning.



Coalition Voice

"The Early Childhood Coalition model allows great opportunity for amazing things to happen for children and families within various communities."

Coalition Voice

"We have a province that shares the same passion for the early years as our community and has the capacity to support the development of the early years."



"We are grateful for the funding and the opportunity it gives members to share the importance of the work being done in the ECD world."

"Thank you for providing the tools and CoLab platform for our committee to share and update our progress and outcomes "

Background

The Alberta EDI (Early Development Instrument) Program is a partnership among Community and Social Services, Education and Health.

Health is responsible for **data analysis** matching, mapping and reporting.



Community and Social Services provides Coalition grant **funding** and **supports** community mobilization related EDI results.

Education collects **EDI data** through the School Authorities.

Early Childhood Coalitions of Alberta (ECCA)

ECCA represents the provincial identity of the nearly 100 Early Childhood Coalitions across Alberta, the provincial support team (FCSSAA) and the Province.

In 2016, there were 98 Coalitions in Alberta. A list of Coalitions is provided on page 17. Over \$2 million in grants was provided through the former Human Services ministry, now Community and Social Services.

Grant funding supports community collaboration and partnerships in order to improve the community's capacity to support optimal early childhood development and respond to information about children's development gathered through the collection of EDI data.

FCSSAA acts as the provincial support organization for the Coalitions by providing provincial coordination and shared measurement practices; mobilizing grant funding; and supporting Coalitions in person and on the CoLab Platform through conversations, training, resource development and more.

ECCA Theory of Change

Early Childhood Coalitions work to create and sustain positive action with, and on behalf of, children (prenatal to 6 years) and families.

They engage and link with families, community members, Early Childhood Development (ECD) organizations and other stakeholders in their diverse communities. Coalitions communicate knowledge about ECD, its importance, and the need to support it. They use ECD and community research, including the Early Development Instrument, to identify local strengths; opportunities; and needs to mobilize local resources. They foster collaboration and build partnerships to improve the community's capacity to support optimal early childhood development.

By facilitating local action, and documenting the impact at the community and collective (provincial) levels, ECCA will contribute to children and families establishing the foundations of health and well-being in the early years . . . which will last a lifetime.



ECCA Vision

All children establish the foundations of health and well-being in the early years with the collaborative support of parents, families, caregivers, and their communities. Community and provincial policies, practices and environments provide optimal support for children and families.

ECCA Mission

ECCA engage with community and provincial stakeholders to create and sustain positive change for young children and families. This contributes to a foundation of health and well-being in the early years that will last a lifetime.

Coalition Voice



"We believe the early years are critical and we will work to increase accessibility of supports for families and children in these years"



"As we grow, our place in the community as a reliable and valuable resource will only strengthen and enrich lives of more and more families."

Coalition Voice



"Our impact in the community is continuing to grow as we build awareness of the importance of the early years of children's development and collaborate with community partners to strengthen families and children in our city. "



Overview of the Journey 2016

January 2016

Responsibility for funding and support for ECCA transitioned to the former Human Services (now Community and Social Services), under the Alberta EDI Program.

February 2016

FCSSAA Community Liaisons began work.

March 2016

First ECCA Provincial Gathering was held and the CoLab-Online platform introduced to Coalitions.

April 2016

CoLab was launched.

July to December 2016

A variety of online reporting tools and processes were developed for Coalitions to use during 2016. Coalitions gave updates of their work in their Interim and Final Reports.

Coalitions connected through regional meetings and on CoLab. Several Coalition members joined the Outcomes Working Group, and representatives from 81 Coalitions participated at in-person and online discussions around the new Outcome Measurement Framework.

Coalition Membership

There is broad cross-sectoral representation at Coalition tables, including from Education, Health and Human/Social Service Sectors. Coalitions across Alberta attract community members, Early Childhood serving professionals, and municipal and faith leaders. Coalitions are developing membership and community partner relationships with both traditional and non traditional ECD stakeholders.



Coalition Voice

"We have strong coalition members, whom each bring vital knowledge and connections to our table, and help the coalition to grow."



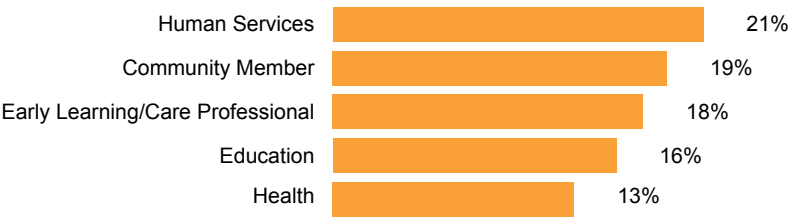
"As a coalition, we took an innovative and risky approach to find the unusual suspects who were not only supportive of the early years but passionate about the role that they could have in their community. "



In 2016 ECCA had **1495 Active Coalition Members** in 98 Coalitions.

- Representation of over 500 different agencies and businesses in their communities.
- 400 Community Residents including 200 parents at local coalition tables.

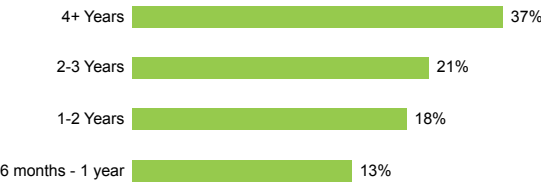
Top 5 Community Roles represented in Coalitions



Sector Representation

- 66% have FCSS members
- 60% have members from Parent Link
- 72% have AHS members
- 72% have school staff members
- 22% have school board members

Length of Involvement



Coalition Voice

"Through all of these efforts we continue to work to bring information to the caregivers of our young children, and strive to effect a change of culture, to one of awareness and focus on the importance of the early years, making a culture of priority around the early years."



"Wishes and wants do no transform; actions and reactions do! Show the world your plans by the actions you take progressively and consistently."

~Israelmore Ayivor

Coalitions in Action

Coalitions submit a Coalition Community Action Plan (CCAP) with their grant application at the start of each year, with their Goals and planned activities in each of these four areas. CCAP progress is reported twice yearly.



Knowledge Mobilization

Coalitions are creating their own unique resources and tools, and exploring innovative communication strategies such as social media to deliver key messages in their communities.



Our Coalition continues to work hard on our social media campaign to connect and share information with families and professionals about child development.



Our child care provider and preschool teacher professional development sessions were a success, with many attendees learning new skills as well as becoming more aware of the Coalition and what we do.



Our biggest accomplishment has been with the website and toy lending library, as every family in our community and county now has access to quality age-appropriate toys.



Because of the coalitions' events, workshops and regular meetings, parents' knowledge, skills and resources in the domain areas has increased and continues to build.

Community Engagement

In 2016, Coalitions hosted a variety of events, workshops and activities to encourage meaningful engagement of community members.



Some highlights of the year include the parent education events where we had an evening that was geared specifically toward dads.



Organizing the first Community Early Years Roundtable was an opportunity for partners, parents and caregivers to come together, identify what is happening in the early years community and look at strengths, challenges and issues.



We feel like our biggest success this year was our Early Years festivals. They were really well attended in all our communities.



Through partnership, the ELCC conference committee worked together with the Coalition to bring a speaker to our community to present on parenting and challenging behaviours.

Progress Towards the Key Priority Areas

In their year end reports, Coalitions rated their progress towards the goals in their CCAP on a four category scale ranging from 'At the Starting Gate' (indicating limited progress) up to 'We're There' (identifying priority areas with completed or accomplished goals).

Progress on goals under Knowledge Mobilization and Communication and Collaborative Planning had the highest percentage of 'Nearly There' and 'We're There' ratings.



Priorities in Action: ECCA and the Wildfires

Albertans from across the province stepped up to lend a hand in Fort McMurray and in the communities that were supporting evacuees displaced by the Wildfires that impacted Northern Alberta in May 2016. The wildfires displaced many from their homes and community, creating stress, loss of security and long lasting effects for children and families.

Coalitions worked with communities to support children and families even as many of their own members were affected personally. Coalitions supported donation efforts, created care packages, volunteered and collaborated with community partners to offer free children's activities and resources. ECCA is proud to have had so many of our Coalitions reach out to find simple ways to support evacuees that remembered to nurture our children's development even as we focused on meeting basic needs.

**Once the ECCA website is available watch for more stories from Coalitions across Alberta about their work in communities.*



Collaborative Planning & Partnerships

Coalitions are at different stages in the continuum, moving from cooperation to coordination to collaboration with community partners.



The new partnerships we have formed with various organizations and agencies have helped us to have a wider reach and more impact.



We are assisting in preventing duplication of services, are able to pool our resources to increase the quality of our events,...the anxiety of competition has been replaced with comfortable cooperation between agencies.



We have had a burst of new energy and partnerships with both town and county FCSS, the municipality and all school districts.



We have strengthened our relationships with key community partners such as the Public Library, Family Resource Centres and Health.



Coalition Development

Coalitions are continually evolving and growing. In 2016, Coalitions were engaged in strategic planning, supporting leadership, and attending and offering professional development opportunities.



We are focusing on our collective impact and how that ripples in the community as opposed to "wins" in individual programs.



Our Coalition committed to attending regional and provincial gatherings, and to collaborate with other coalitions. This Coalition development is effective in keeping our coalition strong and motivated to continue our work.



Our Coalition has demonstrated that empowered and engaged members, especially community parents, are the key to coming up with creative ideas and trying new things.



Rural areas can feel very isolated and feel that they are working alone to move initiatives forward, and the support of the group has been crucial in bringing resources and ideas together for a common goal.

Measuring Success: Outputs and Outcomes

"a systematic way to assess the extent to which a program or service has achieved its intended results." ~Outcomes for Success, Reisman and Clegg

In 2016, Coalitions reported on three Interim outcomes:

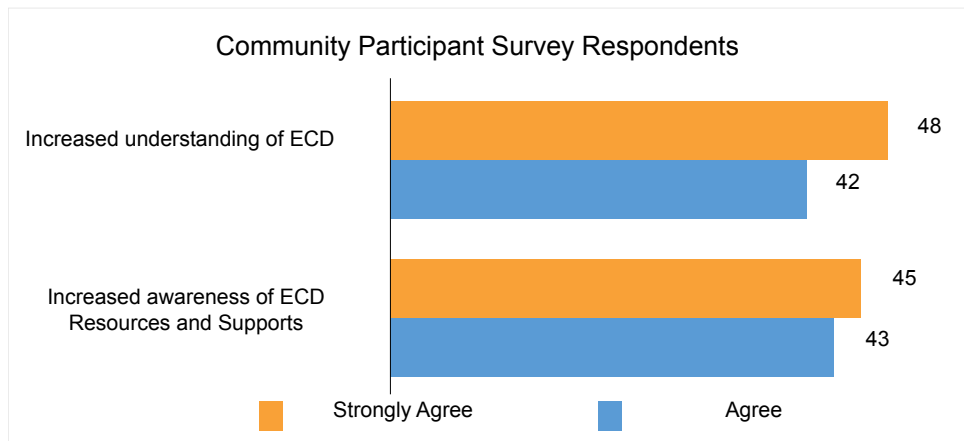
Increased Awareness of ECD Supports and Assets in the Community

Increased Engagement of Community Members

Increased Collaborative Planning among Service Providers and Organizations

Outcome A: Increased Awareness of ECD Supports and Assets in the Community

Almost **90%** of participants surveyed indicated an increased understanding of ECD and improved awareness of ECD community supports and resources as a result of attending Coalition hosted activities. This results for these indicators locally and provincially creates a baseline for future comparison and analysis.



5609 of **57173** total participants completed a survey for an average response rate of **10%**

Community Wide Events had a survey response rate of **6%** and Workshops and Learning Activities had a response rate of **38%**.

* Surveys were distributed at Community Wide Events and Workshops. 144 Surveys were completed at other Coalition hosted events and are included in the demographic data only.

Outcome data gathered from the Community Participant Surveys, Coalition Member Surveys, and the Activity Output Tool, and Membership Tool.



Coalition Voice

"The online reporting process was very straightforward and easy to navigate... Thanks for making this option available! We are proud of the work and accomplishments in the past year and look forward to what 2017 will bring."

Demographics

Analyzing information involves examining it in ways that reveals the relationships, patterns, trends, etc. that can be found within it.



"To have an eye for opportunity is to be a Data Scientist."

~Damian Mingle



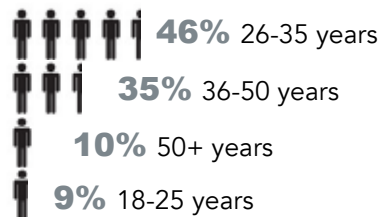
Participant Surveys include optional demographic questions, which provide more detail about the children and families that Coalitions are engaging. Analyzing responses by demographic will increase our understanding of the families and community members Coalitions are reaching and support future planning at Coalition and provincial levels.

Demographic Charts

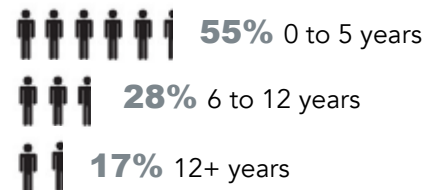
69% (3972) of the survey Responses included demographic information. Of these:

72% of those who indicated being parents were parenting at least one child between the ages of 0- 5 years

Participant Age Category



Children by Age Range



Heritage

Were you born in Canada?

76% of respondents Born in Canada; **24%** were not.



10% of the participants born in Canada were of Indigenous Heritage.

New Canadians: Length of Time in Canada by % of Respondants

More than 5 years



1 to 5 years



Less than 1 year



Outcome B: Increased Engagement of Community Members

**The Outputs are interim indicators for the outcome of increased engagement of community members, and are intended to provide a baseline measure for future measurement of engagement.*

***Note that these figures do not reflect unique participants; a participant may be counted in more than one activity.*

Participation at Community Activities

- 50,110 Community-Wide Events (Coalition sponsored or co-sponsored)
- 7,063 Community Workshop and Learning Activities (Coalition sponsored or co-sponsored)
- 27,915 Other Community Activities
 - 25,823 Information/Display Activities
 - 2,092 Other Activities

85,088 Participants Attended Community Activities

Community Activities Included:

- 732 Community-wide Events
- 314 Workshop/Learning Activities
- 96 Information/Display Activities
- 12 Other Activities

1,154 Total Community Activities

Participation at Coalition Activities

- 7,375 Coalition Meetings
- 3,409 Collaborative Activities
 - 999 Training and Development
- 3,165 Coalition Other Activities

14,948 Participants attended Coalition Activities

Coalition Activities Included:

- 963 Coalition Meetings
- 489 Coalition Collaborative Activities
- 204 Coalition Training Opportunities
- 231 Other Activities

1,187 Total Coalition Activities

85,088
participants
have attended
1154
community
activities in 2016



Coalition Voice

"[We have had] opportunity to offer quality workshops, speakers, events, resources as well as excellent learning, sharing, and networking opportunities...in our community to improve optimal early childhood development"



Coalition Voice

"We have increased relationship building with community partners, increased awareness about the coalition and developmental domains, grown the membership, developed our brand, [completed] invaluable strategic planning sessions, and had a stronger team emerge with a renewed sense of purpose."

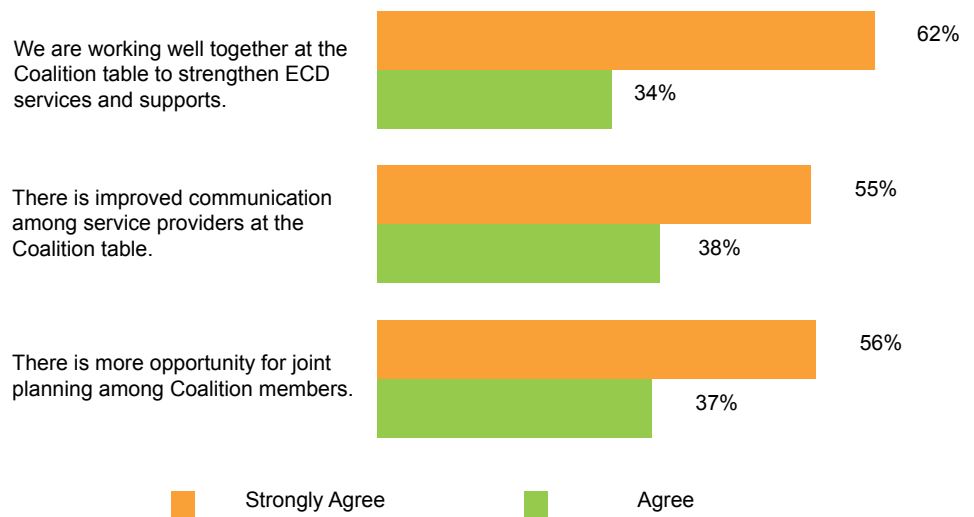


Outcome C: Increased Collaborative Planning Among Service Providers and Organizations

At its foundation, ECCA is modeled on the values and principles of collective impact. Coalitions are made up of a diverse group of community and professional stakeholders steadfast in their beliefs about the importance of early childhood. Developing collaborative relationships is a critical element in increasing community capacity to support young children's development.

932 Coalition Members completed the Membership surveys in 2016

Membership Survey



The survey demonstrates very good results on all three indicators. Responses from 2016 create baseline information for future measurement and analysis and inform the development of indicators for intermediate and long term outcomes related to Collaborative Planning.

Looking Ahead

2017 promises to be another busy year for ECCA and for Coalitions in their communities!

FCSSAA is currently developing an external website for ECCA, within which Coalitions will have individual pages. Development of the spaces on CoLab-Online platform will also continue. Other Priorities for 2017 include:

- Encouraging Coalition connections through Regional meetings.
- Adding a resource section and Regional pages to CoLab.
- Creating Task Groups to support the implementation of the new Outcome Measurement Framework.
- Developing a Tool Kit to assist Coalitions in developing SMART action plans and goals.
- Preparing for the release of the 2016 EDI results.
- Developing a comprehensive communication plan including key messages, information and resources to support Coalitions in sharing the results with their communities.



*"It starts with a voice.
It leads to a conversation.
One conversation at a time.
One equals a million."*

~Janice Kraemer



*"People coming
together as a
community can make
things happen."*

~Jacob Rees-Moog



Funded Coalitions by Region

Region 1 - Northwest

Big Lakes/Smoky River
Central Peace
East Grande Prairie County
Fairview/Clear Hills
Grande Cache
Grande Prairie
MacKenzie District
Manning & District
Northwest Peace
Slave Lake
Smoky Lake & Area
Valleyview & Area
West Grande Prairie County

Region 2 - Northeast

Anzac/Willow Lake
Barrhead/Fort Assiniboine
Elk Point
Fort McMurray
Fort McMurray First Nations 468
Janvier, Wood Buffalo
Lac La Biche
Lac St. Anne County
Lakeland Region
St. Paul & Area
Two Hills County
Westlock/Thorhild County

Region 3 - Yellowhead

Edson
Hinton/Jasper
Whitecourt/Swan Hills/Fox Creek

Region 4 - Edmonton Evergreen

Beaumont
Brazeau/Drayton Valley & District
Edmonton City Centre
Edmonton Mill Woods
Edmonton North Central
Edmonton Northeast
Edmonton Southeast
Edmonton Southwest
Edmonton West
Fort Saskatchewan
Leduc County & Area
Spruce Grove & Area
St. Albert & Sturgeon County
Stony Plain/Wildwood
Strathcona Rural
Strathcona Sherwood Park

Region 5 - East Central

Acadia & Area (Special Area 3 & 2)
Camrose & Area
Drumheller & Area
East Red Deer County
Flagstaff/Beaver County
Hanna & Area
Lamont County
Lloydminster & Area
Paintearth & Neutral Hills
Provost & Area
Stettler County
Vegreville
Vermilion & Area
Wainwright & Area

Region 6 - West Central

Clearwater County
Innisfail
Kneehill Area
Lacombe & Area
Mountain View County
Ponoka & Area
Porcupine Hills/Willow Creek

Region 6 - West Central continued

Red Deer & Area
Rimbey & Area
Sylvan Lake & Area
West Red Deer County
Wetaskiwin & Area

Region 7 - Calgary Bow River

Bow Valley
Calgary Bowness Montgomery
Calgary Deep South
Calgary Downtown
Calgary East
Calgary North Central
Calgary North of McKnight
Calgary Northwest
Calgary South Central
Calgary Southwest
Calgary West
Chestermere/Rocky View
Cochrane & Area
Foothills & Area
North Rocky View
Vulcan County

Region 8 - South

Brooks/Newell County
Cardston County/Warner County
North
Crowsnest Pass & Area
Cypress County
Fort Macleod & Area
Forty Mile County
Lethbridge
Lethbridge County
Medicine Hat
Pincher Creek & Area
Taber/Warner County
Wheatland County

EDMONTON EARLY YEARS COALITIONS



We are a group of seven early childhood coalitions working together to leverage our collective strengths, resources, and wisdom to raise awareness about the importance of the early years.

IN 2016 THE EEYC

ATTACHMENT II

SUPPORTED 70

Early Childhood Development (ECD) learning opportunities for parents in YEG by hosting or attending workshops & community events



6,000 PEOPLE

attended workshops, events, & meetings facilitated by EEYC board members and our volunteers



1,000 SURVEYED



agreed that the workshop/event they attended **INCREASED** their knowledge of ECD & local ECD resources

87%



25,000 FANS ENGAGED

with research-based content and links to ECD resources and programs across seven Facebook pages



**1,100
LIKES**

OUR VISION

Edmonton's young children thrive, because we all believe young children matter. Children and their families are mentally and emotionally strong and resilient enough to take on the challenges of tomorrow.

**TO LEARN MORE ABOUT EDMONTON EARLY YEARS COALITIONS VISIT
WWW.EARLYCHILDHOODEDM.CA**

EDMONTON EARLY YEARS COALITIONS (EEYC)

A Brief Overview

EEYC represents 7 of the 98 childhood coalitions across the province. We work collaboratively to leverage our collective strengths, resources and wisdom to increase the capacity of individuals and communities to support children in the early years. We act as a catalyst in working with families, community members, early childhood development experts, governments and funders to facilitate the development and implementation of strategies that promote healthy early childhood development.



Our Vision

Edmonton's young children are thriving. Children and their families are mentally and emotionally strong and resilient enough to take on the challenges of tomorrow.

Our Mission

We share evidence-based information with each other, communities and decision makers, and work together to influence system and policy change to promote optimal early childhood development. We align and coordinate resources at systems levels and in the community. We know that through leveraging the strengths of our individual coalitions, we will have the most effective impact on improving early childhood development in our city.

WHY WE DO WHAT WE DO

Early childhood experiences impact lifelong outcomes. Positive early childhood experiences increase educational outcomes and high school completion, improve health and social outcomes and contribute to the economic well-being of the city and the province.

WHAT WE DO

- Coalitions raise awareness, build collaborative relationships, and leverage multiple resources to increase the capacity of individuals, families and communities to best meet the needs of young children.
- Coalitions provide programs and workshops to many thousands of parents, child care students and professionals. Workshops focus on literacy, physical literacy, social emotional development, brain development, kindergarten preparation, diversity and inclusion, and the developmental impact of technology.
- Coalitions deliver the Brain Architecture Game to countless students, professionals and parents, as well as providing Train the Trainer to hundreds of professionals, enhancing capacity to impact the larger community.
- Coalitions provide pre-screening of young children for the identification of at-risk issues for referral to Early Intervention.
- Coalitions have a broad and informative social media reach to Albertans.
- Coalitions collaborate with various related community partners such as the Palix Foundation, End Poverty Edmonton, Child Friendly Edmonton, the National Child Day Planning Committee and Community Leagues to support relevant and important activities.
- Coalitions disseminate provincial EDI data to the city and to their respective communities.



Edmonton Early Years Coalitions

2016 EDI Data Comparison Chart – Alberta – Edmonton

	ALBERTA	EDMONTON
Number of EDIs used in analysis	29,825	7,558
Children for Whom English is a Second Language	5,391	1968
AREAS OF DEVELOPMENT		
Physical Health and Wellbeing	77.1% on track 10.2% at risk 12.7% vulnerable	75.0% on track 10.3% at risk 14.7% vulnerable
Social Competence	75.5% on track 15% at risk 9.5% vulnerable	74.4% on track 15.1% at risk 10.5% vulnerable
Emotional Maturity	74.5% on track 14.7% at risk 10.4% vulnerable	71.9% on track 15.3% at risk 12.8% vulnerable
Language and Cognitive Development	73.8% on track 15.4% at risk 10.5% vulnerable	71.5% on track 16.7% at risk 11.8% vulnerable
Communications Skills and General Knowledge	68.2% on track 16.5% at risk 15.4% vulnerable	66.0% on track 15.3% at risk 18.7% vulnerable
Vulnerability in 1 or more domain	Canada = 25.4% Alberta = 29.4%	Canada = 25.4% Alberta = 29.4% Edmonton = 33.3%
Vulnerability in 2 or more domains	Canada = 12.4% Alberta = 14.9%	Canada = 12.4% Alberta = 14.9% Edmonton = 17.6%



Edmonton Early Years Coalitions 2016 EDI Data Chart

		City Centre	Mill Woods	North Central	North East	South East	South West	West
Number of EDIs used in analysis		364	1,686	1,207	979	393	1,643	1,579
Children for Whom English is a 2nd Language		128	576	283	205	30	375	371
AREAS OF DEVELOPMENT								
Physical Health and Wellbeing	ON TRACK	67.2%	75.2%	71.3%	66.3%	81.4%	81.6%	76.2%
	AT RISK	14.0%	11.9%	10.6%	10.4%	8.4%	8.4%	9.8%
	VULNERABLE	18.7%	12.8%	18.1%	23.3%	10.2%	10.0%	14.1%
Social Competence	ON TRACK	73.6%	74.9%	70.4%	65.0%	77.6%	81.0%	75.2%
	AT RISK	13.5%	14.7%	16.7%	19.3%	15.8%	12.4%	14.8%
	VULNERABLE	12.9%	10.4%	12.8%	15.7%	6.6%	6.6%	10.1%
Emotional Maturity	ON TRACK	68.1%	74.0%	68.0%	63.1%	76.3%	77.2%	72.3%
	AT RISK	17.3%	13.9%	15.7%	19.2%	13.5%	14.3%	15.1%
	VULNERABLE	14.6%	12.1%	16.3%	17.7%	10.2%	8.5%	12.6%
Language and Cognitive Development	ON TRACK	67.8%	71.8%	66.0%	62.1%	82.7%	77.7%	73.0%
	AT RISK	20.4%	16.8%	18.8%	20.4%	11.7%	14.2%	15.6%
	VULNERABLE	11.8%	11.3%	15.2%	17.5%	5.6%	8.2%	11.4%
Communications Skills and General Knowledge	ON TRACK	65.4%	61.6%	62.7%	62.8%	80.7%	71.8%	65.7%
	AT RISK	15.9%	16.0%	17.1%	16.0%	9.2%	12.3%	17.3%
	VULNERABLE	18.7%	22.4%	20.2%	21.1%	10.2%	15.9%	17.0%
Vulnerability in 1 or more domain		37.9%	35.3%	37.6%	43.5%	23.7%	25.6%	31.1%
Vulnerability in 2 or more domains		19.2%	17.9%	21.7%	25.7%	9.7%	12.2%	16.1%



Edmonton Early Years Coalitions Contact List – March 2018

Coalition	Contact	Position	Phone Number	Email
Edmonton City Centre (CC)	Leanne Heuchert	Norwood Children's Program Coordinator & Current City Centre Contact Person	W: 780-471-3737	leanneh@norwoodcentre.com
Edmonton Mill Woods (MW)	Sonia Grams	Co-chair	W: 780-444-2288	sonia@childdev.com
	Debbie Bryson	Co-chair	780-422-7313	Debbie.bryson@gov.ab.ca
	Wendy Keiller	Coordinator	780-263-9561	mwecc.assistant@gmail.com
Edmonton North Central (NC)	Tracy Patience	Chair	C: 780-478-5022	tracyp@amityhouse.ca
	Megan Fortier	Coalition Assistant	780-446-9923	ncearlyyears@gmail.com
Edmonton North East (NE)	Amanda Gibson	Chair	W: 780-478-5396	Edmontonne1@fcssaa.org
	Cristina Junca	Coalition Assistant	C: 587-700-2737	Edmontonne2@fcssaa.org
Edmonton South East (SE)	Gloria Chalmers	Co-Chair	H: 780-439-0233	gloria.chalmers@gmail.com
	Muriel Dunnigan	Co-Chair	H: 780-430-6166	dunniganm@shaw.ca
	Jenny Samm	Coalition Assistant	H: 780-435-6328	jenny.samm@outlook.com
Edmonton South West (SW)	Nathan Ip	Co-Chair		nathan.ip@epsb.ca
	Jennifer Bedford	Co-Chair		jennifer@childdev.com
	Kristin Heimbecker	Coalition Assistant	780-566-1064	swearlyyears@hotmail.com
Edmonton West (DWE)	Adine Shuchuk	Co-Chair	W: 780-489-2243 ext 232 W: 780-451-6040 ext 225	adine@jasperplace-cfrc.com
	Allen Balser	Co-Chair	C: 780-819-5772	allen.balser@altacare.ca
	Kristin Heimbecker	Coalition Coordinator	780-566-1064	edmontonwest2@fcssaa.org
	Kalina Lorenz	Brain Architecture Coordinator	780-257-5572	kalilorenz@gmail.com

Beverly Milroy - ECD Support Team, Community Liaison 780-237-0622 beverly.milroy@fcssaa.org



Explore.

Think.

Learn.

Act.

2018 EDI Survey Summary

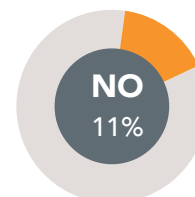
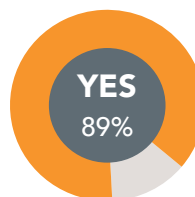
Using Data to Share Your Collective Voice

Coalition Engagement

EDI Survey Response Rate (89/98 coalitions)



EDI Data Reviewed by Coalitions (mid February 2018)



Why not?



Top 4 Resources Used (found on CoLab-Online/ECCACommunitySpace)



About the Alberta
2016 EDI

67%



Attended
Webinars

53%



Using EDI Data for
Community Planning

51%



Accessed
Powerpoints

44%

Completed Activities to Discuss EDI Results with Coalition Members

Coalition Meeting

87%

Information Gathering

29%

Coalition Planning Sessions

53%

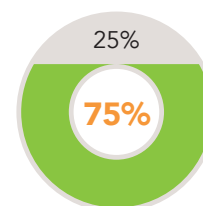
Regional Meetings

28%



Coalitions across the province are creating materials that include key questions and community conversation packages to initiate future conversations with their communities and stakeholders.

Coalitions Accessing other Community Data



Data Accessed

1. Community (59%)
2. Education (59%)
3. Census Canada (46%)
4. 2017 Participant & Member Survey (36%)
5. Health (32%)

Planned Activities to Discuss EDI Results with Coalition Members

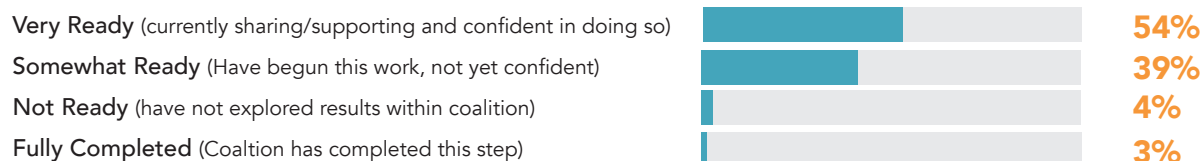
1	Coalition Meetings	(63%)
2	Coalition Planning Sessions	(60%)
3	Information Gathering	(45%)
4	Regional Meetings	(36%)



"A large part of our focus will be validating the schools efforts in collection and advocating for future collection."

*EDI = Early Development Instrument

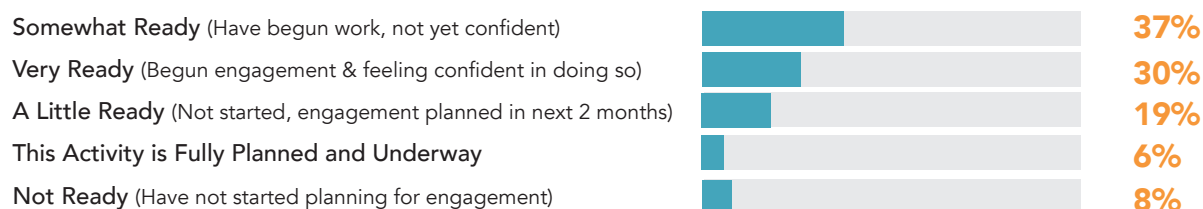
Readiness to Share EDI Data with **Coalition Members**



"Our coalition is having crucial conversations that are data driven."



Readiness to Share EDI Data with **Community & Stakeholders**



"We are focusing on reaching the community, parents and empowering them with the data."



In regards to collaborative planning using EDI data, I would describe our coalition as:

At the Starting Gate **19%**

On the Road **60%**

Nearly There **19%**

We're There **3%**





Coalition Plans to Engage Community in 2018

Communications



Writing Letters



Thank You's!



Social Media



Key Messages



Multilingual
Resources



Print
Material



Multimedia
Resources

Presentations



Interagency



Schools



Community/
Families



Town/
Municipal/
Elected



School
Authorities

Community Activities



Community Awareness
Nights



Data Events



Lunch & Learns



Network Nights



Info Sessions &
Displays

Coalition Activities



Strategic Planning



Sub Committees



Regional Meetings



1 on 1
Conversations



Collaborative
Planning

Coalitions are Innovative in Developing their Presentations for Sharing EDI Data

- Expressing gratitude and appreciation for everyone's contribution.
- Acknowledging the impact of the work being done.
- Explaining the financial benefits of investing in the early years.
- Sharing the EDI data (what it is, how it is collected) with coalition members, community and stakeholders.
- Sharing a general understanding of the 5 EDI domains.
- Sharing the Community/ Provincial reports and how the data can inform future planning.
- Small group conversations to discuss results and how can our community come together to respond.

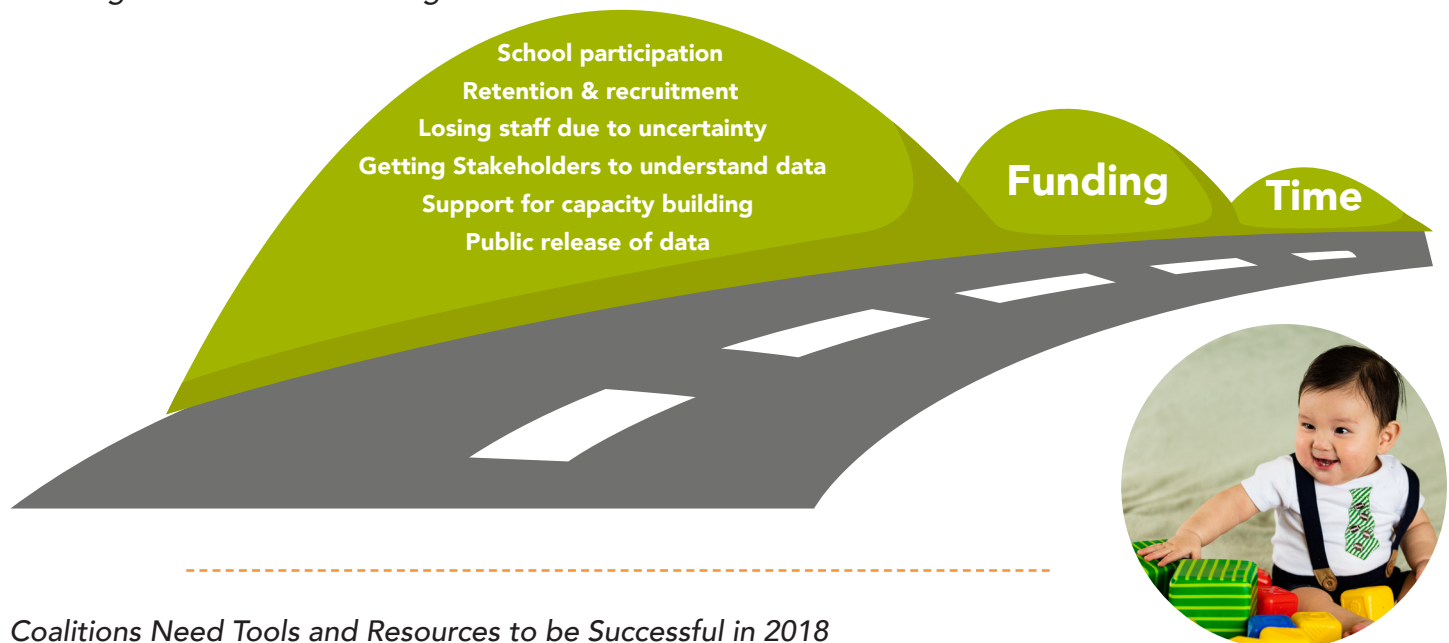


"Great early discussions of how the coalition can develop an integrated approach to address issues in communities and the importance of working together."

Who is Invited to Learn, Participate and Collaborate in the 2016 EDI Community Engagement Activities?



Challenges Coalitions are Facing



Coalitions Need Tools and Resources to be Successful in 2018

Learn, understand, evaluate & share EDI Data.

Access to public release of Community Reports.

Understand the future of coalition work and EDI.

Multisectoral engagement, resources and support.



Funding & sustainability of funding.

Time to share & time to learn from other coalitions.

Key messages for stakeholders and from GoA.

TriMinistry, FCSSAA, Liaison support & learning opportunities.

Professional & shareable EDI and ECD resources.

"The 2016 has brought a renewed excitement about the work we are doing and the data provides context for new members."